

THE WSIC DASHBOARDS

NORTH WEST LONDON CCG
15 Marylebone Road, London,

For the first time, Diabetes Nursing teams can generate lists of patients who require follow up using the Diabetes Radar for practice case management

CONSULTANT IN ENDOCRINOLOGY & DIABETES, CENTRAL MIDDLESEX HOSPITAL

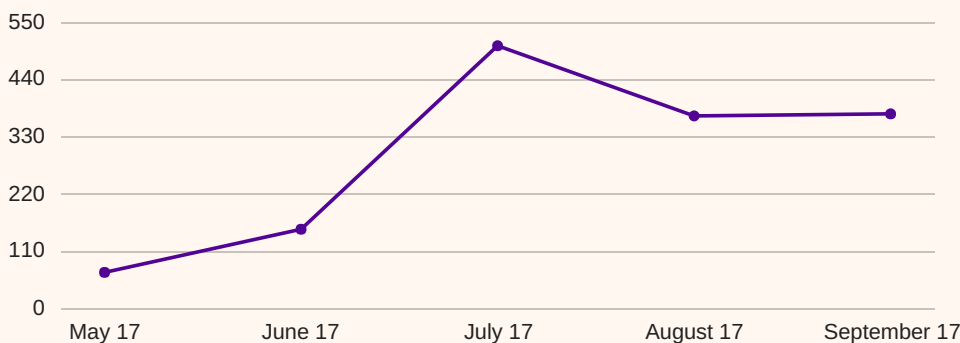
Welcome to the 8th issue of the WSIC Dashboards newsletter

The WSIC dashboards are now live in 243 practices across NWL. Multiple training sessions have been conducted across North West London as CCG's begin their incentive schemes using the dashboard as a tool to identify specific cohorts of patients.

There are exciting enhancements to look out for in this release and future developments, in particular increased performance speed and the development of further long term condition specific dashboards

Deployment

- Kicked off deployment of the WSIC Dashboards to all 378 GP Practices across NWL
- 94% of practices have signed the NWL ISA
- WSIC Dashboards are now live in 260 practices and data secured for 304 GP Practices
- Collated integrated care records for over 1,700,0000 (73%) of NWL patients



IN THIS ISSUE

DEPLOYMENT STATUS

WHAT'S NEW

WHAT TO LOOK OUT FOR

HINTS AND TIPS

What are the key changes you will see in the dashboard

Fixes

Performance enhancements: this has been one of the key focuses for this release to ensure faster loading times between screens. Users will see particular improvement when drilling into patient specific screens from the patient selection tools

Administrative activity: the administrative activity included as an activity within the dashboard has been removed from Activity Summary screens

Data feeds

Direct data feed for CNWL: a weekly feed for CNWL data will now be available in the dashboard. This is part of the push to receive more regular data feeds in the dashboard

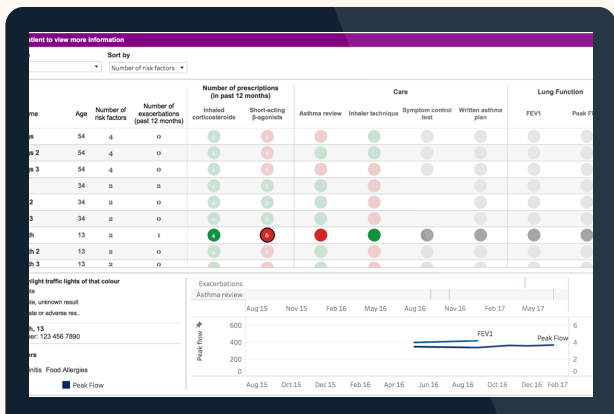
Please look out for the release note which will provide a more detailed summary of the new functionality and enhancements in this release

Coming up- what to look out for

Asthma Radar

Piloting: October

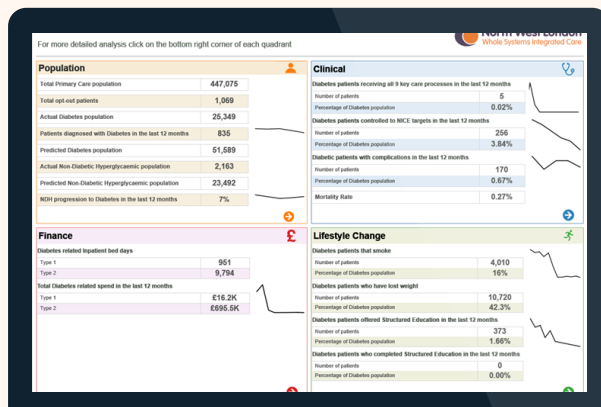
The radar will help clinicians (and pharmacists) to identify those who have risk factors and ensure they are reviewed and care optimised. It has been designed using lessons from studies on asthma attacks and deaths.



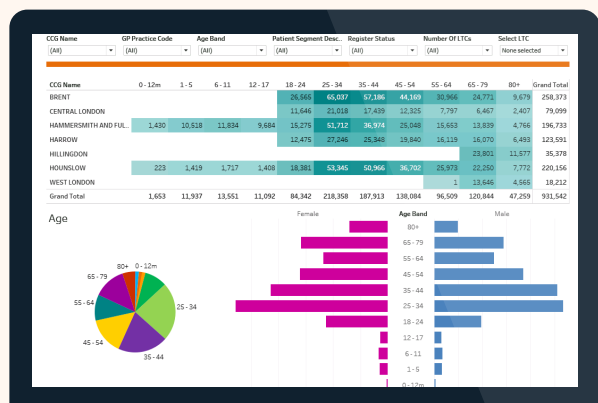
Diabetes Radar- population health

User acceptance testing: in progress

This radar has been split into 4 quadrants: population, clinical, financial, and lifestyle change. This dashboard allows clinicians to understand their diabetes population within these 4 categories at an aggregated level.



Population Health Dashboard



Initial launch in October

Initial launch of the population health dashboard is due for October. This dashboard will include 5 views designed to aid health and social care professionals to understand the health of their population. The views include:

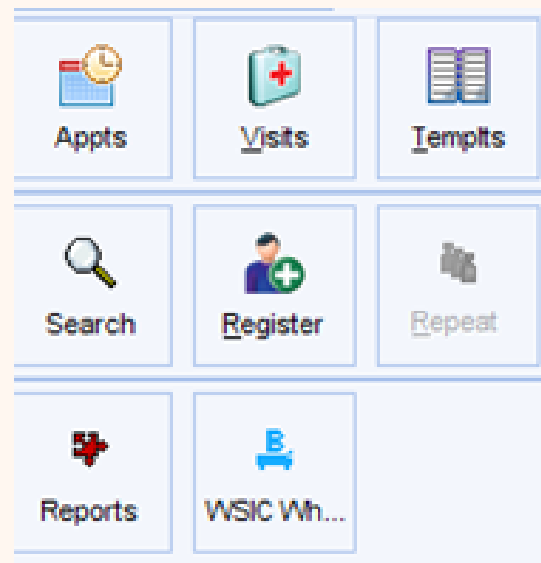
- 1) Patient categories: including patient segments, EFI and PAM scores
- 2) Population overview- age groups and gender
- 3) Aggregated from of the care professional dashboard watchlist- care plan out of date, Heavy A&E user, Regular inpatient user, DNA in the past 2 months

Tips and Hints

Adding the WSIC website to the Home Screen of SystmOne

For SystmOne users, the WSIC dashboards can now be added to the home screen on SystmOne:

- 1) On the left-hand side of the SystmOne home screen, click Configure Home Screen
- 2) If you are adding the link to your own home screen click the Buttons option under User Settings. If you are adding the link to all users at your practice click the Buttons option under Organisation Settings
- 3) In the middle of the window is a search bar. Type in WSIC and click Search
4. The first option returned will be the WSIC Whole Systems Dashboard. Double click on this option to add it to your home page
5. Click Ok to save your changes.



www.integration.healthiernorthwestlondon.nhs.uk

WSIC.Dashboards@nw.london.nhs.uk

