

THE WSIC DASHBOARDS

THE COLLABORATION OF NORTH WEST LONDON CCGS

15 Marylebone Road, London,

Welcome to the 8th issue of the WSIC Dashboards newsletter

What's New

Performance enhancements: Users will see improvement when drilling into patient specific screens from the patient selection tools. Positive feedback suggests an early improvement of 15 seconds

Administrative activity: the administrative activity was included as an activity within the dashboard has been removed from Activity Summary screens for primary care. This will ensure a more accurate activity summary for primary care.

Direct data feed for CNWL: a weekly feed for CNWL community data will now be available in the dashboard. This will be displayed as a new swimlane in the activity timeline

Non elective admissions: the regular inpatient watch list will be replaced by non elective admission to enable users to filter by their highest non elective admission patients

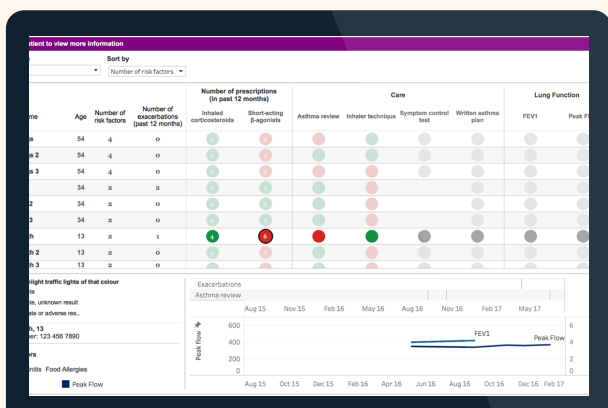
Community tool tip: when hovering over a community activity line within the activity timeline the reason for care will now be fully populated

Please look out for the release note to provide a more detailed summary of new functionality and enhancements in upcoming releases. We would welcome your feedback on any of the new enhancements in the WSIC dashboards

Asthma Radar

Appears under 'Long Term Condition Management' on the Landing Page

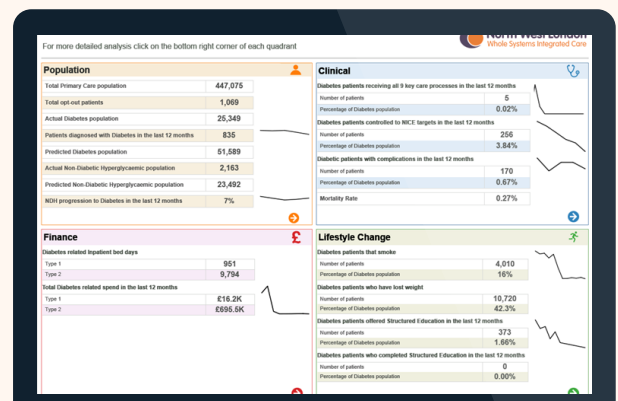
The radar will help clinicians to identify patients with multiple risk factors and ensure the patient is reviewed and care optimised. This work has been led by Dr Mark Levy and has been designed based on lessons from the national asthma review



Diabetes Radar- population health

Coming soon: will appear under 'population health' on the Landing Page

This radar has 4 quadrants: population, clinical, financial, lifestyle. This dashboard allows clinicians to understand the NWL Non Diabetic Hyperglycaemic (NDH) and diabetic population. Users can identify patients with high Leicester Diabetes Risk Score as well as understand at a population level those diabetic patients who have progressed from the NDH population



For the first time, Diabetes Nursing teams can generate lists of patients who require follow up using the Diabetes Radar for practice case management

CONSULTANT IN ENDOCRINOLOGY & DIABETES,

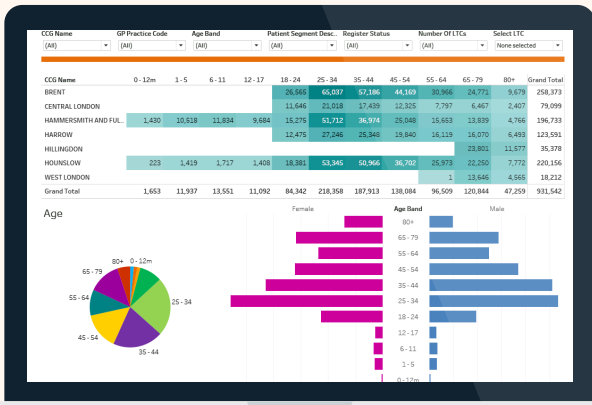
IN THIS ISSUE

WHAT'S NEW

DEPLOYMENT STATUS

HINTS AND TIPS

Population Health Dashboard

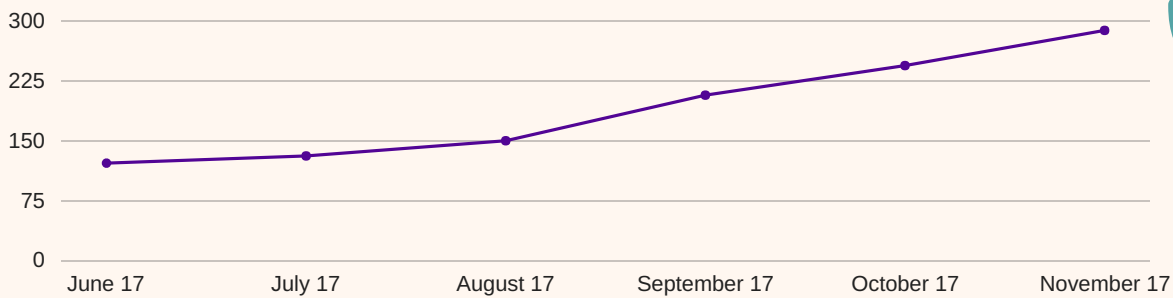


The population health dashboard is now available in the WSIC dashboards. This will help support the emerging primary care homes and accountable care organisations understand population activity. The views available:

- 1) This view will allow users to filter their patients by patient segments, EFI and PAM scores
- 2) The second view will allow users to filter population by age groups and gender
- 3) The final view will allow users to find those patients who have a care plan out of date, are heavy A&E users, regular inpatient users or have had a DNA in the past 2 months

Deployment

- The WSIC dashboards are now live in 287 practices across NWL. Over 300 health and social care professionals have received training to date
- 98% of practices have now signed the NWL ISA and data secured for 319 GP Practices
- Collated integrated care records for over 2,000,000 (84%) of NWL patients
- The graph below shows the increase in returning users across NWL over 6 months.
- Training 98 GP practice staff in Ealing over December
- Attended the Asthma Big Room at Imperial consisting of members of the pediatric team to understand how the asthma radar can be used to improve the care of asthma patients



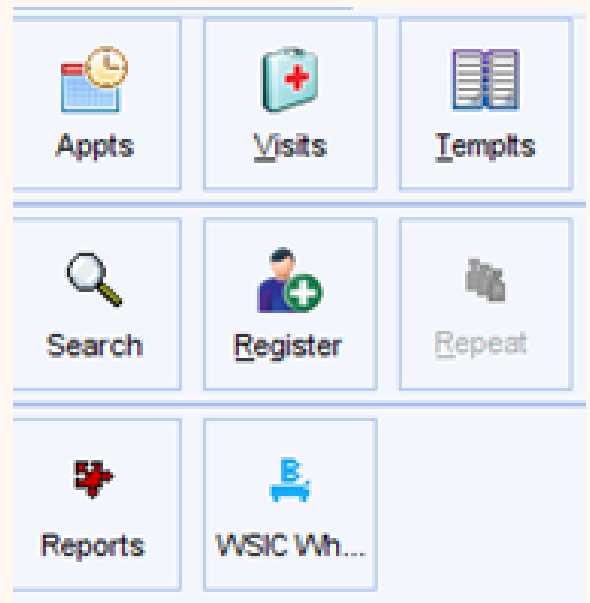
Tips and Hints

Adding the WSIC website to the Home Screen of SystemOne

For SystemOne users, the WSIC dashboards can now be added to the home screen on SystemOne:

- 1) On the left-hand side of the SystemOne home screen, click Configure Home Screen
- 2) If you are adding the link to your own home screen click the Buttons option under User Settings. If you are adding the link to all users at your practice click the Buttons option under Organisation Settings
- 3) In the middle of the window is a search bar. Type in WSIC and click Search
4. The first option returned will be the WSIC Whole Systems Dashboard. Double click on this option to add it to your home page
5. Click Ok to save your changes.

If you require help please servicedesk@nw.london.nhs.uk



We are working with EMIS and NWL primary care team to establish similar functionality for EMIS Web

www.integration.healthiorthwestlondon.nhs.uk

WSIC.Dashboards@nw.london.nhs.uk

