



# WSIC Dashboard Deployment Newsletter

Deployment | Development | Key Items to Note | User stories

Issue: September 2016

## Release 6 | September 2016

Release 6 includes;

- ✓ Specific flags for **Diabetes & Dementia in the “care plan out of date” watch list** and includes **date of last care plan review**
- ✓ **Filter hierarchy fix**, see known issues section for more information
- ✓ **GP appointment type** included in tooltip display on the activity screen and GP screen
- ✓ **Practice name** to be added to Watch list screen
- ✓ **PAM score and level** available with patient information
- ✓ **GP Data Quality Dashboard** to inform practices on local data quality issues
- ✓ **Provider names** added to activity swim lanes
- ✓ **Source & date of prescription** included on tooltip on the activity screen
- ✓ **Expansion of the acute data to include** Direct Access, Maternity and Critical Care data

## User stories

“ Hillingdon Care Connection Team reviews the dashboard prior to practice huddles and take a selection of patients that would benefit from discussion. The aim of these discussions is to confirm whether a patient can be managed differently and whether a Care Plan is required.

Location: Hillingdon Network: Metro Health  
Feedback from the Care Connection team

### Map key

	< 75% GP practices		>40% GP practices
	< 40% GP practices		0% GP practices

## Deployment

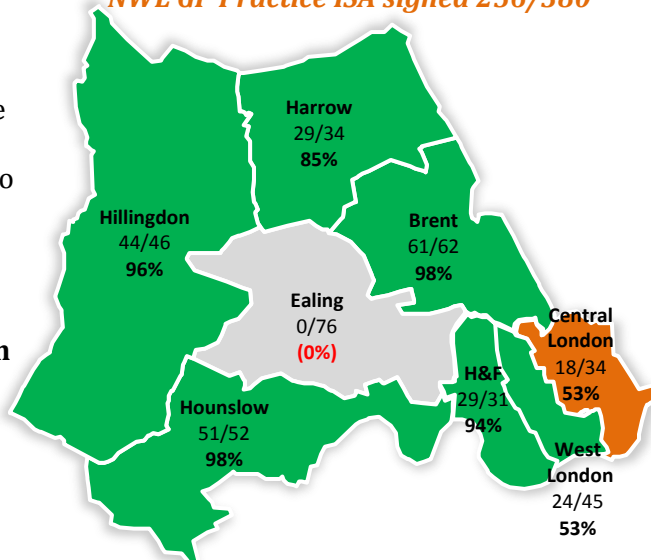
Kicked off deployment of the WSIC Dashboards to **205 GP Practices across NWL**

67% of practices have signed the NWL ISA

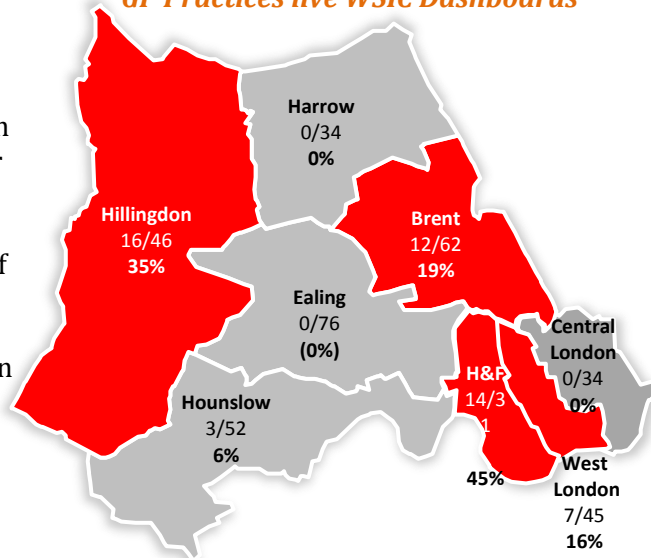
WSIC Dashboards are **now live in 52 practices and 240 user accounts have been set up**

**17,268 unique Social Care patient records have been received** from Brent Borough and Tri Borough data

### NWL GP Practice ISA signed 256/380




### GP Practices live WSIC Dashboards



## WSIC dashboard events

- **1<sup>st</sup> September 2016 Clinical Advisory group** to inform product development priorities and this includes development of LTC specific views of the integrated patient record. Initially focusing on Asthma and Diabetes.
- Workshops are being set up with at scale primary care networks to **explore how the WSIC Dashboards could be used to enable new Models of Care**, starting with West London on the 28<sup>th</sup> September 2016

## Known issues under development

- **Filters:** The filter hierarchy is currently under development; at present if you select a network or CCG it will not reduce the available options of the other filters. However **you will only see the patients associated with your permissions**. Due to be fixed in Release 6.
- **Regular data refresh:** A small number of practices may not be receiving regular data at present. Those who are affected will be notified. Please note, if you are affected by this issue the data provenance (latest data refresh) under the  icon on the dashboard will be incorrect at present.

🌐 [www.integration.healthnorthwestlondon.nhs.uk](http://www.integration.healthnorthwestlondon.nhs.uk)  
✉ [WSIC.Dashboards@nw.london.nhs.uk](mailto:WSIC.Dashboards@nw.london.nhs.uk)