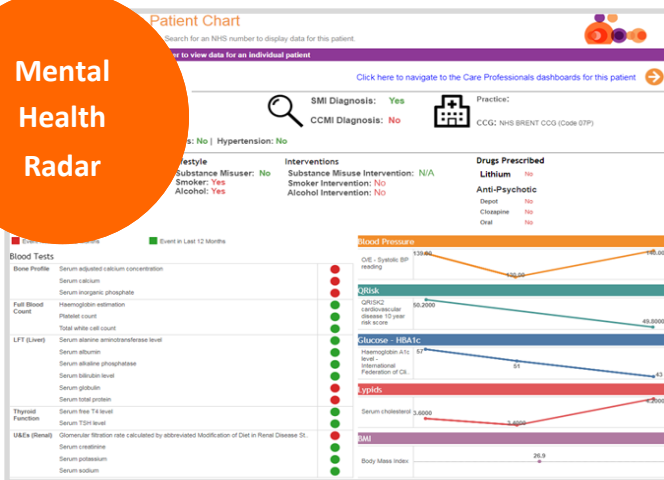


WSIC Dashboards Newsletter

Issue 13 | March 2019

What's New

Mental Health Radar



Patient Chart Summary,

- Blood pressure, QRisk, Glucose HBA1c, Lipids and BMI now tracked over time

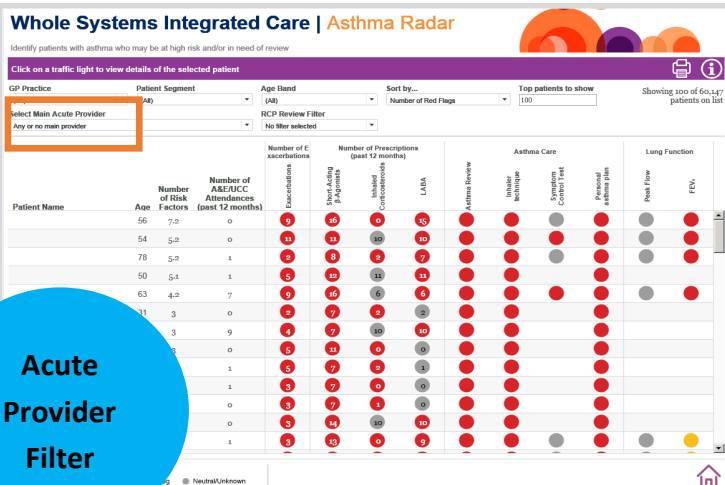
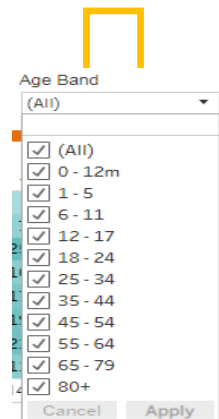
New filters on the MH Radar includes;

- By cohort of MH patients
- By patients who meet payment criteria
- By patients who have completed or not completed the MDS

This will first be available on the Asthma Radar, and then rolled out to the others radars.

- Currently patient segments only allow filter by age into 3 groups - Children; Adults; Older People.
- It can be used to filter your patient to a particular age range.

Age Band Filter



Acute Provider Filter

This will be available on all the WSIC dashboards except Mental Health and Heart Failure

- This will enable users to filter the patient list by acute provider. Driven by the on-going care a patient may have with the provider.
- It is based on acute activity over the latest 2 years of SUS data
- MH will have a specific filter created in the future. HF has a filter already available.

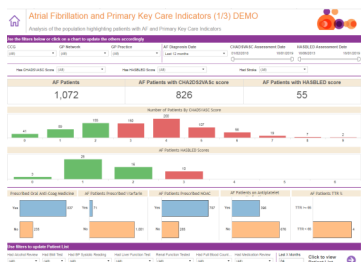
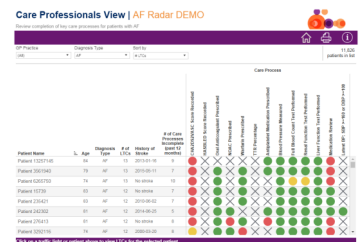
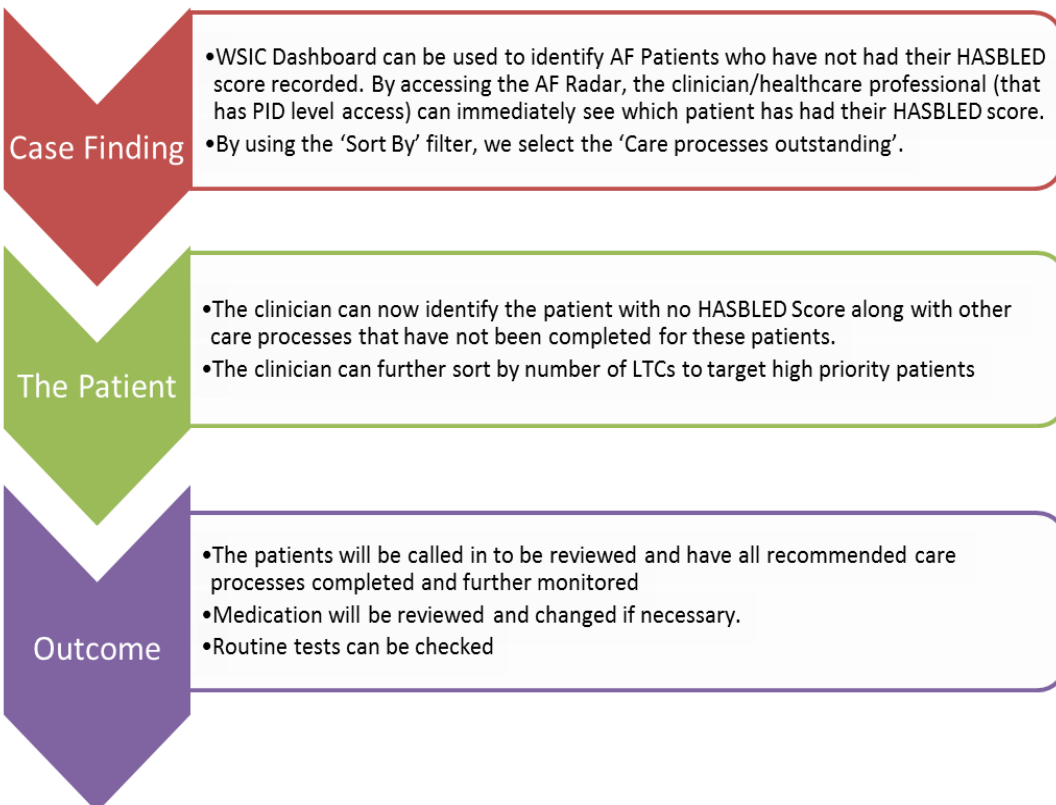
News and Developments

- ◆ Working to provide all users with a **Data Provenance** dashboard to allow you to see what data is available
- ◆ A new **Diabetes Foot Care** dashboard is under development, aiming to support the work of the diabetes foot care programme.
- ◆ Working with paediatric professionals across NWL to begin work on a **'First 1000 days'** dashboard
- ◆ Data for Hillingdon, West London and H&F have been updated to remove temporary and deceased patients.
- ◆ We now have **Deprivation Scores** and will be working with the Clinical Advisory Group to agree where this may be most beneficial to WSIC users
- ◆ Increased accuracy of **costing** on the WSIC Dashboard . Costing has been updated to align to commissioning in line with where SLAM is used.

We are working on new dashboards for release over the next few months - if you wish to know more information please contact nwlccgs.wsic.dashboards@nhs.net

Use Cases

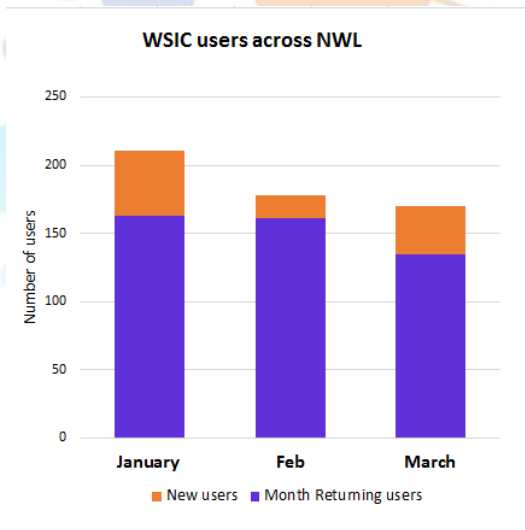
AF Radar



WSIC Events

The WSIC team co-hosted an event with Healthy London Partnership (HLP) held on 27th February 2019. This event brought together people working to improve children and young people's asthma care and allergy management across North West London. It was a great opportunity to share knowledge and insights during interactive sessions using WSIC with a focus on the NHS long term plan.

NWL Uptake



The WSIC dashboards now holds
2,350,743 patients (94.5%*)
in the WSIC data warehouse
*of the patient population in NWL

Total number of views this month
584
across all areas of the Dashboards

Bug Fixes



Blood Pressure recording on all Diabetes related Dashboards fixed to reflect correct figures

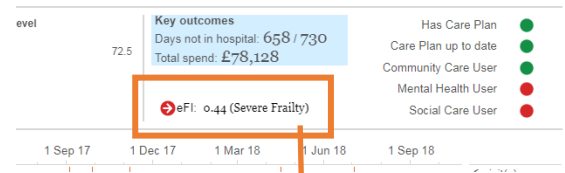
Population figures on the Population Health and Care Professional sites are now correct and the same

Same Version of Diabetes Population Health Dashboard appearing on Population Analytics and Care Professional sites

The "Register Status" Filter can now be used accurately to filter Deceased and Registered patients

Hints and Tips

When viewing the patient's Activity Summary, there is an eFI score for each patient.
When clicking on the eFI score, a new page will open, this will show the user the eFI Deficit list that has been coded for the patient



How can I find out more?
nwlccgs.wsic.dashboards@nhs.net
<https://www.healthiernorthwestlondon.nhs.uk/news-resources/information-sharing/>

- eFI Deficit List**
- Arthritis
 - Dizziness
 - Dyspnoea
 - Hearing impairment
 - Heart failure
 - Housebound
 - Ischaemic heart disease
 - Osteoporosis
 - Polypharmacy
 - Respiratory disease
 - Urinary incontinence
 - Urinary system disease
 - Visual impairment